




# Discover™, Grand Discover™, and Grand Discover™ XL Pavers

## Units & Sizes

### Discover Pavers

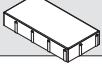
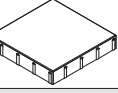
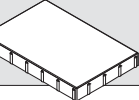
D x H x L (Nominal Size)  
Inches • Millimeters

A		4 x 2¾ x 8 • 96 x 70 x 196
B		8 x 2¾ x 8 • 196 x 70 x 196
C		8 x 2¾ x 12 • 196 x 70 x 296

SF/Layer	Layers/Pallet	SF/Pallet	Lbs./Pallet
12.45	8	99.6	3175

### Grand Discover Pavers

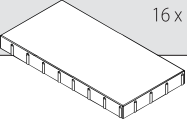
D x H x L (Nominal Size)  
Inches • Millimeters

D		8 x 2¾ x 16 • 196 x 70 x 396
E		16 x 2¾ x 16 • 396 x 70 x 396
F		16 x 2¾ x 24 • 396 x 70 x 596

SF/Layer	Layers/Pallet	SF/Pallet	Lbs./Pallet
10.16	8	81.28	2600

### Grand Discover XL Pavers

D x H x L (Nominal Size)  
Inches • Millimeters

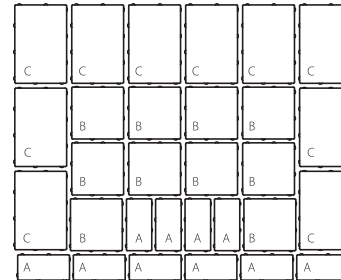
G		16 x 2¾ x 32 • 396 x 70 x 792
---	---	-------------------------------

SF/Layer	Layers/Pallet	SF/Pallet	Lbs./Pallet
10.67	8	85.36	2734

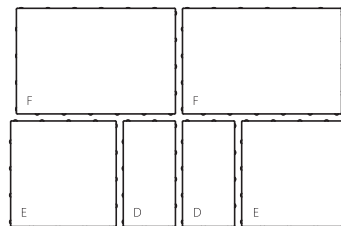
# Discover™, Grand Discover™, and Grand Discover™ XL Pavers

## Layer Configurations


### Discover Pavers



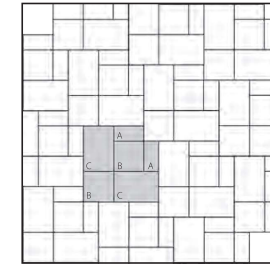
### Grand Discover Pavers



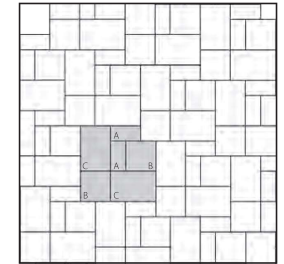
### Grand Discover XL Pavers



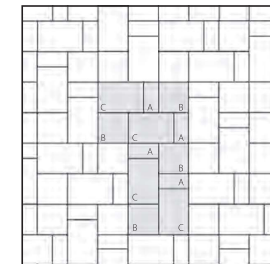
## Installation Patterns



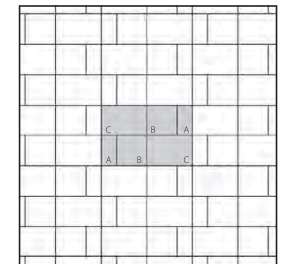
A, B & C Units Pattern #1  
A-33% B-33% C-33%




A, B & C Units Pattern #2  
A-33% B-33% C-33%



A, B & C Units Pattern #3  
A-33% B-33% C-33%



A, B & C Units Pattern #4  
A-33% B-33% C-33%



Running Bond

Discover Pavers units A, B and C shown in the patterns to the left can also be substituted with the Grand Discover Pavers units D, E and F

A Unit = D Unit  
B Unit = E Unit  
C Unit = F Unit