



REDFIELD PAVERS



 Glen-Gery Brick

REDFIELD PAVERS... PAVING THE WAY FOR EXCITING NEW POSSIBILITIES



From sun-kissed reds to toasted browns to deep maroons, nothing adds warmth and beauty quite like brick. Redfield chamfered and squared-edge clay pavers offer the perfect treatment for driveways, entranceways, walkways and patios. The rich earth tones will complement your existing landscape and enhance your home. And since the natural color is an integral part of the brick, it remains tried and true, gaining character with age.

Redfield Pavers are extruded and average compressive strengths of more than 20,000 p.s.i.—that's three times as strong as other paving alternatives. The extruded pavers are available in 4" x 8" x 2 1/4" size with chamfered or squared edges. A variety of colors and bond patterns allow exciting design possibilities.

For a memorable entranceway or driveway, patio or walkway, there's nothing quite like the warmth and beauty of durable, reliable Glen-Gery Redfield Pavers.



Squared-edge

Autumn Haze Chamfered



Squared-edge

Maroon Chamfered



Private Residence



Squared-edge

Brown Chamfered



Squared-edge

Cordovan Bronze Chamfered



Squared-edge

Maroon Flashed Chamfered



Squared-edge

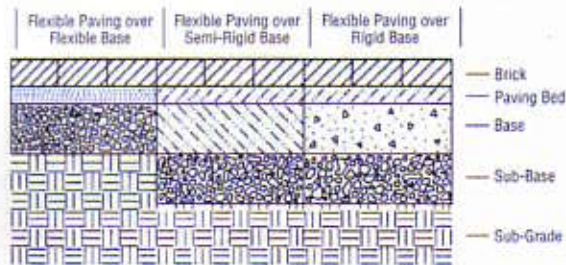
Red Chamfered



Private Residence

Glen-Gery chamfered and squared-edge 4" x 8" pavers are well suited to most bond patterns because of their 2 to 1 ratio. It is recommended that the pavers be installed using the flexible (without mortar) paving system with a choice of flexible, semi-rigid or rigid bases. These Redfield Pavers can be installed as rapidly and economically as concrete paver alternatives.

The design considerations for various types of paving systems vary with regard to the intended end-use. The 3 basic flexible brick paving systems have some elements in common: the brick pavers, a setting or leveling bed, and a base. Some bases, such as concrete and bituminous, usually require a sub-base.



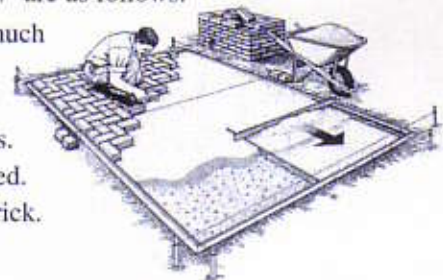
Several important factors, such as subgrade, loads, traffic, drainage, and movement must be adequately addressed to ensure proper installation. Design and contracting firms may also contact a Glen-Gery representative to arrange for seminar B.1 "Exterior Paving with Brickwork."



Private Residence

For Do-It-Yourselfers: complete instructions on how to install your own walkways and patios without mortar or concrete are available through your Glen-Gery Distributor or Sales Office. The "Six Easy Steps" are as follows:

1. Determine how much you'll need.
2. Prepare the area.
3. Frame the borders.
4. Install the sand bed.
5. Lay the paving brick.
6. Finish up.



Glen-Gery Brick

Redfield Plant
P.O. Box A
Redfield, Iowa 50233
(515) 833-2828

For more information on Redfield Pavers, contact the Glen-Gery Distributor or Sales office nearest you.